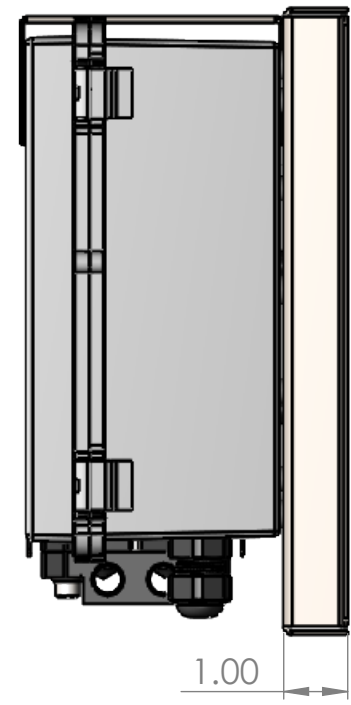
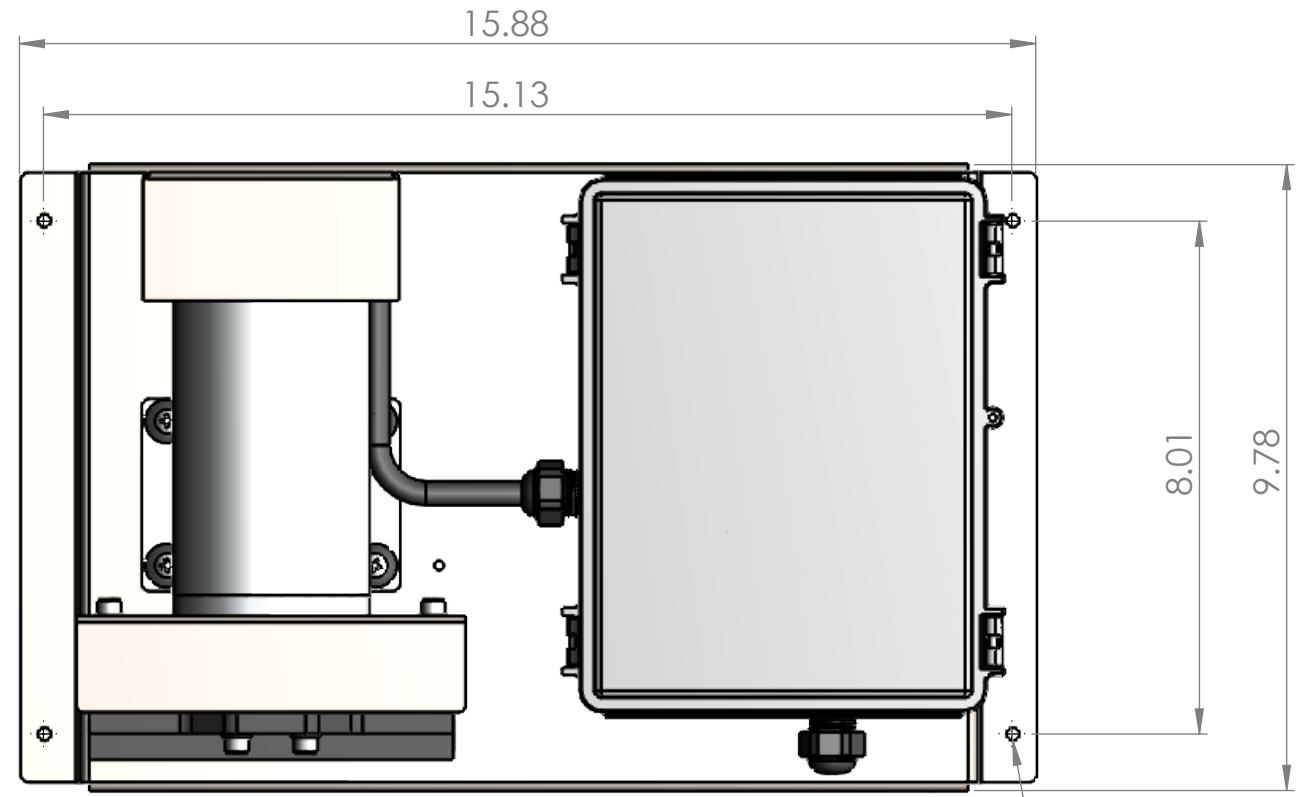


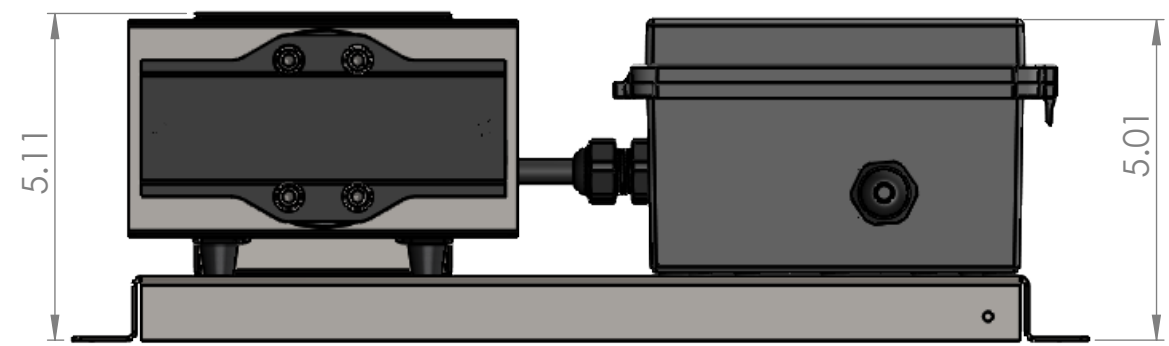
8 7 6 5 4 3 2 1

D  
C  
B  
A

D  
C  
B  
A



4 x  $\phi$  0.20 THRU ALL



UNLESS OTHERWISE SPECIFIED:  
DIMENSIONS ARE IN INCHES  
TOLERANCES:  
ANGULAR  $\pm 1^\circ$   
.XX  $\pm .010$   
.XXX  $\pm .005$   
CONCENTRIC .003  
125/

	NAME	DATE
DRAWN		
CHECKED		
ENG APPR.		
MFG APPR.		



TITLE:		
SIZE <b>B</b>	DWG. NO. 100 SERIES FLOW CONTROL	REV <b>01</b>
SCALE: 1:3		SHEET 1 OF 1

**PROPRIETARY AND CONFIDENTIAL**  
THE INFORMATION CONTAINED IN THIS DRAWING IS THE SOLE PROPERTY OF PUMPTEC, INC. ANY REPRODUCTION IN PART OR AS A WHOLE WITHOUT THE WRITTEN PERMISSION OF PUMPTEC, INC. IS PROHIBITED.

8 7 6 5 4 3 2 1